

LESSON

Mining Memories

Kendra Frorup

Grades 7-9

National Art Gallery of The Bahamas



ESSENTIAL QUESTIONS

What is one of your fondest memories?

**What do you remember about that
experience?**

ESSENTIAL QUESTIONS

**How might an artist incorporate a
memory in their work?**

ABOUT THE ARTIST

Kendra Frorup

- **born 1965 in Nassau, The Bahamas**
- **lives and works in Tampa, FL**
- **multi-media artist (primarily printmaking & sculpture)**
- **professor**



VIEW & DISCUSS



Butcher Block (2007) wood, bronze, fabric



Golden Apples (2018) reclaimed wood, resin

VIEW & DISCUSS



Pecking Order (2014)
Interactive mixed media sculpture

Tickled Pink (2007)

- is an interactive installation that the viewer can spin using a handle
- it is a cast of her toddler daughter's face on a stack of china
- includes audio of the artist's toddler daughter laughing






"The first time I saw Kendra's work, I immediately felt a strong connection to it. As a student in 2014, Kendra was one of the Bahamian contemporary women artists who got really, really busy."

"Kendra introduced me to a way of making art that didn't force me into the binary of two-dimensional art vs. three-dimensional art. She expanded my way of thinking of working and what it means to say 'I'm done.' I wouldn't be where I am without her and for that, I am eternally grateful." - Bob Mingo

"When it comes to being an artist, getting Kendra's name in my head is not just my practice and my family are so excited about what I do because she is the Muse." - Auna



SHARE

Tickled Pink is an iconic work in Kendra Frorup's career that speaks to the experience of being a mother. One day, Kendra picked up her then 4-year old daughter, Alexis, and remembers wanting to make a piece about her. She initially decided that they would sculpt each other in clay, but that process didn't go well. The next option was to make a mold of Alexis, starting with Alexis' ears. As Kendra started applying the material onto her ear, Alexis began giggling and moving around. This piece captures this moment of childhood joy and the fun and lightheartedness that both Alexis and Kendra share.

WATCH



WATCH



ESSENTIAL QUESTIONS

What is the effect of using both auditory and visual elements in “Tickled Pink**”?**

SHARE

“My country sounds of coconuts falling from a tree. My country tastes like sugar cane, sour guinep, goose berries and jelly coconut water. My country smells like Sunday lunches, Mortimer coconut cream cakes, peanut candy and parching benny.”

—Kendra Frorup

VIEW & DISCUSS



**Mortimer's Kitchen Candy Machine
(2020)**
Wood, plexiglass, candy

ESSENTIAL QUESTIONS

**How can an artwork conjure a
memory?**


CONNECTIONS

A smell or a sound has the power to conjure a memory. The hippocampus, located in the brain's temporal lobe, is where memories are formed and stored for later access.

CONNECTIONS

The olfactory bulb is a structure located in the front of the brain. It is responsible for our sense of smell. It sends signals to the amygdala and hippocampus, areas of the brain associated with memory and emotion. Kendra Frorup talks about her memory of smells and their connection to her artwork [here](#).


VIEW & DISCUSS



Olfactory Bulb (2021)
Bronze, resin, reclaimed wood, chain

VISIT THE MUSEUM

The Whimsical Collector is a mid-career retrospective of Kendra Frorup's work on display at the National Art Gallery of The Bahamas. Frorup is the first Black woman to have a solo exhibition at the museum. One of the recurring themes in the exhibition is memory. ***The Whimsical Collector*** features 70+ works including prints, sculptures, and interactive installations.







LOST FOUND



ART PROJECT

Create a sculpture based on a memory of significance to you. Produce an accompanying audio track to create a multi-sensory experience.

PROCEDURE

- 1. Create a word map based on a memory. Think of all the words, feelings, and thoughts associated with that memory. Write them down.**
- 2. Choose two or three standout words and make small sketches based on those words.**
- 3. Consider which medium you'd like to use. Which medium will best tell your story? Make a sketch of what you would like to create.**

PROCEDURE

- 1. Begin! It's fine if you change your mind along the way.**
- 2. Check in throughout the process. Is the medium working well? Is your idea coming together? Ask your peers or teacher for help.**
- 3. Make your mistakes a part of the work.**
- 4. Don't be too hard on yourself! Try to enjoy the creative process.**

REFLECTION

- How did you determine what you were going to create?
- What was successful about the piece you made?
- What skill, technique, or idea will you take with you into your next project?
- What did you enjoy about this project?
- How does your work connect with Kendra Frorup's work?
- What would you do differently if you had the chance?

CONNECT WITH US

Please share your work with us! You can share by:

- **Tagging us on Instagram @nagb242 or using the hashtag #NAGB.**
- **Submitting your work here for a chance to be featured.**

Please visit our website for more information on exhibitions, workshops, and other educational activities. Contact Blake Fox at bfox@nagb.org.bs for any additional questions you might have about this teaching resource.

SOURCES

- [TERN Gallery Artist Profile](#)
- [Kendra Frorup's Website](#)
- [Kendra Frorup Profile - D'Aguilar Art Foundation](#)
- [What is the hippocampus?](#)
- [YouTube video of Kendra Frorup discussing Tickled Pink](#)
- [Tickled Pink video](#)
- ["What the nose knows" - The Harvard Gazette](#)
- Images courtesy of Jackson Petit, Kendra Frorup, Romel Shearer & TERN Gallery