

LESSON

---

# Activating the Senses: Texture

**Kendra Frorup**

**Grades 1-3**

National Art Gallery of The Bahamas



# GUIDING QUESTIONS

---

**What is texture?**

# VOCABULARY


---


**Texture is an element of art. It is the feel of an object or surface when you touch it.**

THINK

---

**What are some other textures that you  
can think of?**





# VOCABULARY

---

**There are two different types of texture:**

**1. Actual texture - how something feels when you touch it in real life**

**2. Visual texture - how something looks like it would feel if you touched it**

TRY IT

---

**Touch your shirt with your hand. How  
does it feel?**



TRY IT

---

**Now touch your desk. What does it  
feel like?**

# VOCABULARY

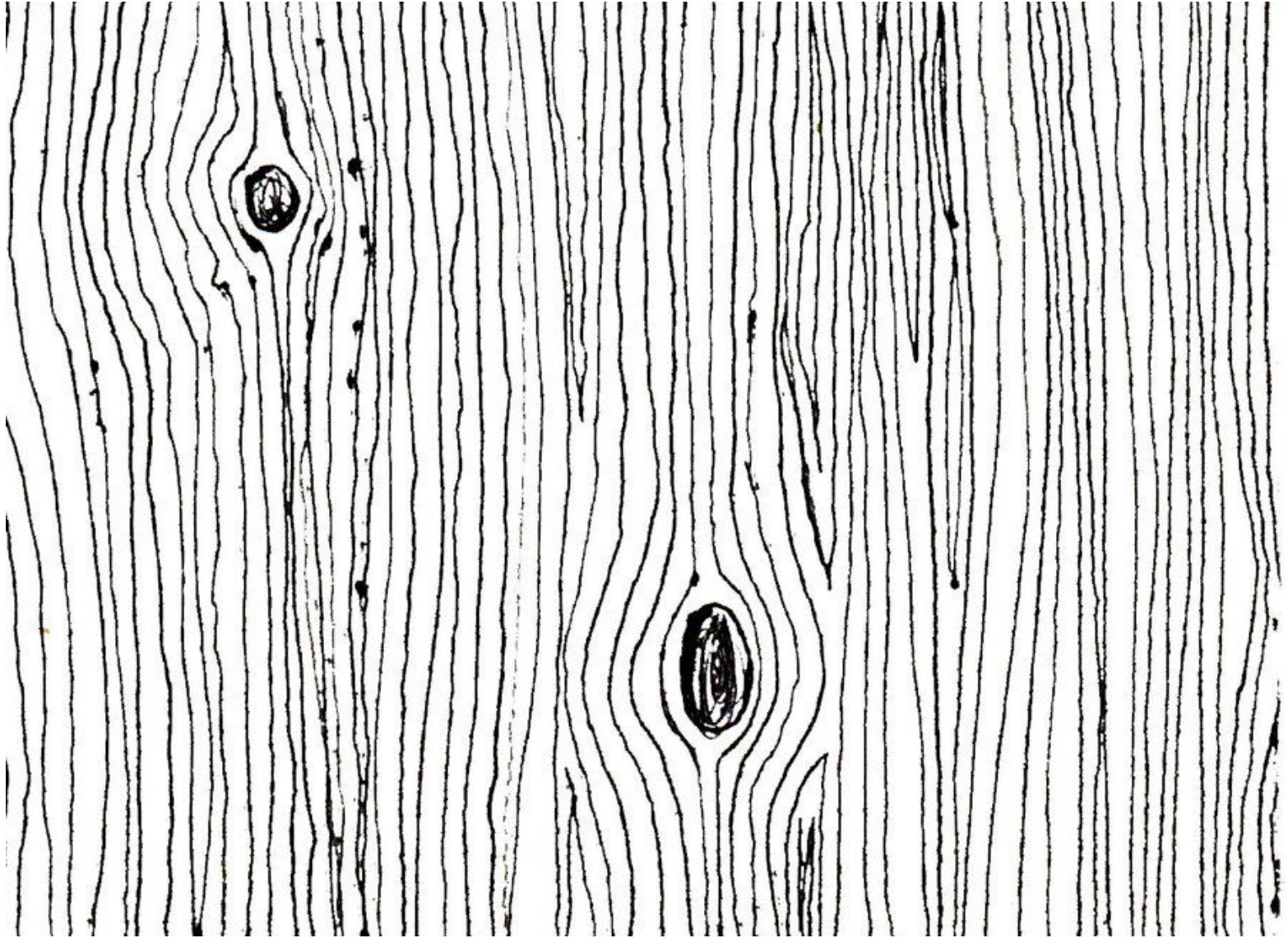
---

**That is actual texture because you touched and felt the object using your hands.**

TRY IT

---

**Now let's look at these images...**



## VOCABULARY

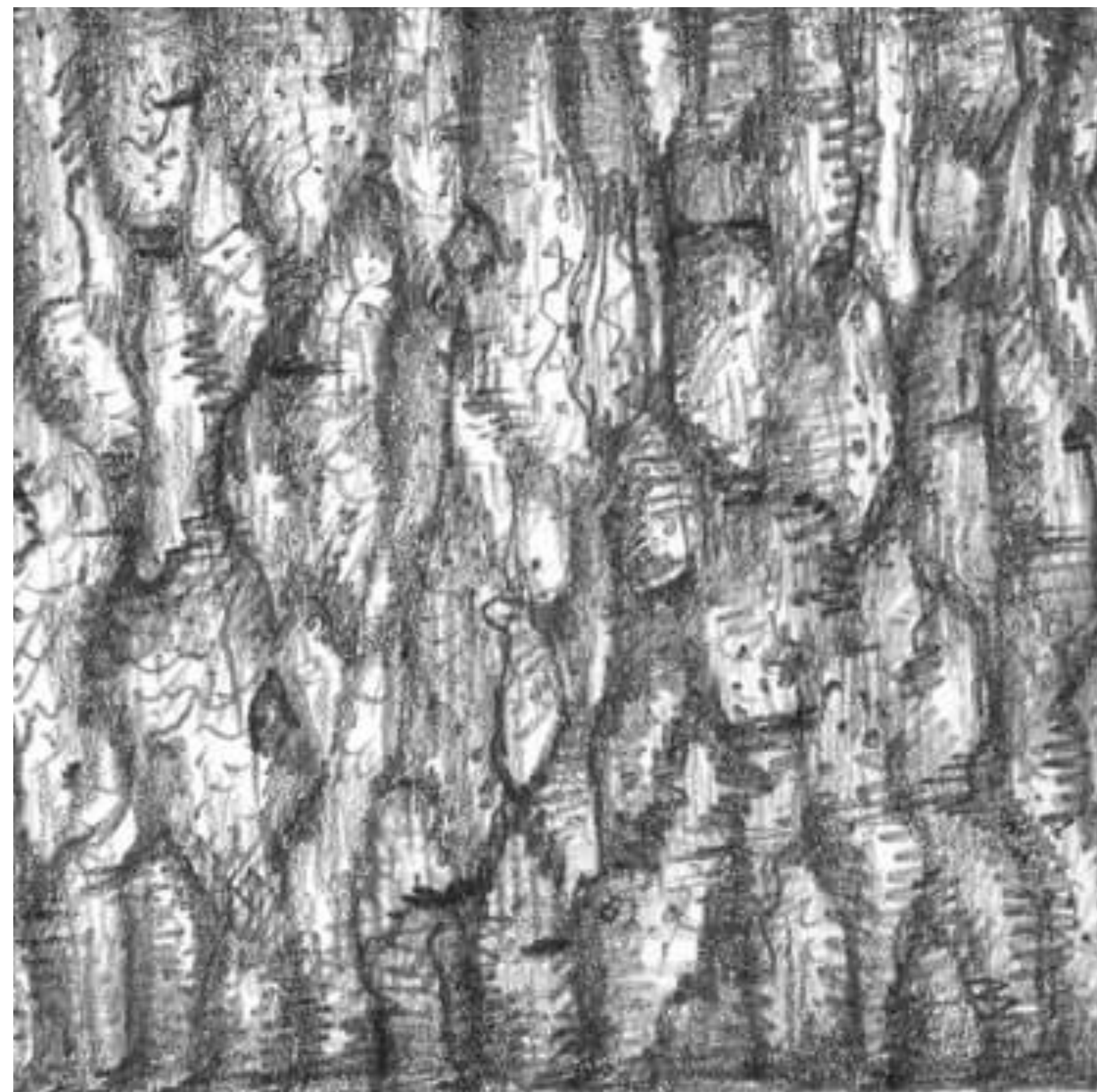
---

**That is *visual texture* because we didn't touch or feel anything, but we imagined what the photos might feel like.**

# ACTUAL TEXTURE



# VISUAL TEXTURE



## MEET THE ARTIST

---

**This is a picture of the Bahamian artist Kendra Frorup. She is a sculptor and a printmaker.**



# SCULPTURE



# PRINTMAKING






## MEET THE ARTIST


---

**Kendra Frorup uses many different materials to create actual and visual texture in her work. She uses ink, paint, wood, plastic, and even found objects.**

# VIEW & DISCUSS



# VIEW & DISCUSS



SHARE

---

**You will often see fruits, natural materials, and animals in Kendra's work. She grew up on a farm in Nassau that her mother owned. Her father was a builder and Kendra learned how to build things from him. Her upbringing inspires her work.**

## CONNECTIONS

---

**We see textures around us every day in nature. Animals, rocks, flowers, and leaves all have different textures.**

# VIEW & DISCUSS

---



**Soursop**



**Animal fur**

# VIEW & DISCUSS

---



**Sponge**



**Rock**

## CONNECTIONS

---

**Take a trip outside and examine objects like leaves, rocks, flowers, and anything else that you find interesting.** 🔍


**What adjectives would you use to describe the texture of these objects?**



## VISIT THE MUSEUM

---

**Kendra Frorup's artwork is a part of an exhibition at the National Art Gallery of The Bahamas. The exhibition is called *The Whimsical Collector*.**







# VOCABULARY

---

**A collage is a type of artwork where you cut, tear, and paste different kinds of materials to create a picture.**



# VOCABULARY

---

**In a collage, you can use different textures to create an image. This collage was created by a Bahamian artist named Cydne Jasmin Coleby.**



## ART PROJECT

---

**Create two collages using the two different types of textures we learned about. The first collage should include actual textures that you collect (e.g. sandpaper, fabric etc.). The second collage should include visual textures that you create (e.g. using a pencil, sponge, images, etc).**

# PROCEDURE

---

- 1. Collect your items to use for actual texture.**
- 2. Divide a piece of paper in half.**
- 3. Arrange and paste the objects that have actual texture on one half of the paper.**
- 4. Fill the other side with visual textures that you create using your pencil, a pen, or images that you cut from a book or magazine.**
- 5. Challenge: Fill the entire paper so there's no empty space!**

# REFLECTION

---

- **What do you notice about each side of your work?**
- **How many different textures did you use in your work?**
- **What did you enjoy about this project?**
- **What did you learn about Kendra Frorup's work?**
- **How do you feel about your final artwork?**



## CONNECT WITH US

---

**Please share your work with us! You can share by:**

- **Tagging us on Instagram @nagb242 or using the hashtag #NAGB.**
- **Submitting your work here for a chance to be featured.**

*Please visit our website for more information on exhibitions, workshops, and other educational activities. Contact Blake Fox at bfox@nagb.org.bs for any additional questions you might have about this teaching resource.*

# SOURCES

---

- [TERN Gallery Artist Profile](#)
- [Kendra Frorup's Website](#)
- [Kendra Frorup Profile - D'Aguilar Art Foundation](#)
- [Kendra Frorup on Artsy](#)
- [All Arts Interview with Cydne Jasmin Coleby](#)
- Images courtesy of Jackson Petit, Cydne Jasmin Coleby, Romel Shearer, Blake Fox & TERN Gallery