

LESSON

---

# Shapes & Abstract Art

**NE10 Artist: Kendal Hanna**

**Grades 1-3**

National Art Gallery of The Bahamas



THINK

---

**What is a shape?**

# VOCABULARY

---

**Shape is one of the elements of art.**

# VOCABULARY

---

**A shape is a flat area that has an edge or an outline.**

## VOCABULARY

---

**Shapes like circles, squares, rectangles and triangles are called geometric shapes. Other shapes that are more irregular are called natural or organic shapes.**

## VOCABULARY

---

**Geometric shapes are perfect and uniform. You usually see them in human-made things like buildings. Organic shapes are less perfect and you often see them in nature.**

# VOCABULARY

---

**We see shapes all around us and artists use many different kinds of shapes to make artwork. Let's look at some shapes from real life. Which shapes are geometric and which ones are organic?**







**A Multicoloured Cultured by Claudette Dean**



**Bungalow by Maxwell Taylor**



**The Dock Police by Amos Ferguson**

THINK


---

**What shapes do you see around you?**

## MEET THE ARTIST

---

**This is a picture of the Bahamian painter Kendal Hanna. He makes abstract art.**



## MEET THE ARTIST

---

**Kendal Hanna is 86 years old and still creates paintings to this day!**



THINK

---

**What is abstract art?**

## VOCABULARY

---

**Abstract art is art that doesn't look like something you would see in real life.**

**Artists use lines, shapes and colors to create paintings from their imagination.**



SHARE

---

**Kendal Hanna uses lines, shapes and colors to create abstract paintings that can express a thought or a feeling. What do you feel when you see this painting?**



# VIEW & DISCUSS

---



# VIEW & DISCUSS

---



# THINK

---

- **What do you see in this painting?**
- **Do you see geometric or organic shapes?**
- **Does this painting look like anything you have seen before?**
- **How do you think the artist got the idea for this painting?**
- **How does this painting make you feel?**

SHARE

---

*“I believe I have an experimental mentality. I try to discover, experiment and create something from an idea.”*

**—Kendal Hanna**

SHARE

---

**Kendal Hanna once said that artists should use their own ideas without following traditions. Each artist (including you) has a unique story to tell and that is what makes them (and you) special!**

## CONNECTIONS

---

**Kendal Hanna uses natural and geometric shapes in his work. We can see symmetry and asymmetry in his work. We learn about these things in math too.**

## CONNECTIONS

---

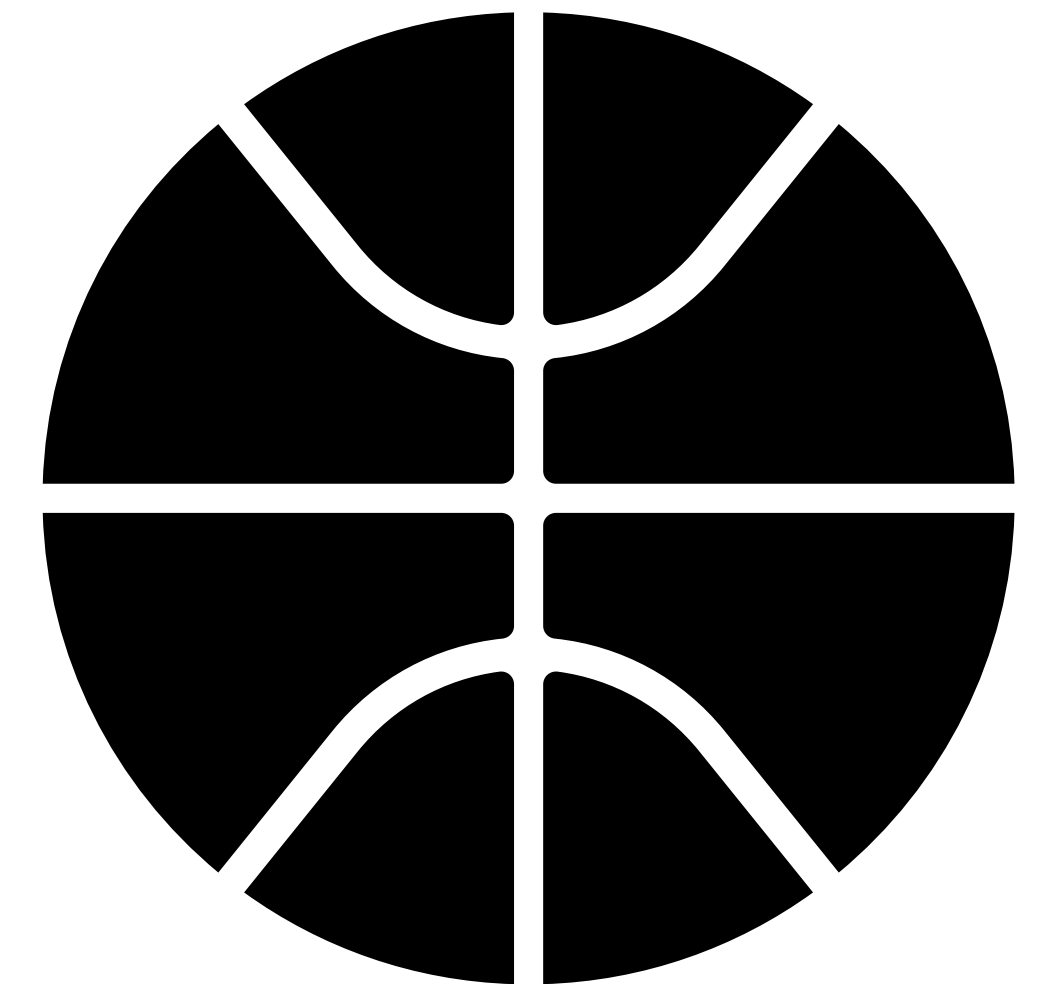



**Symmetry** means each side of a picture or shape is the same. **Asymmetry** is when each side of a picture or shape is different.



# CONNECTIONS

---

Where are the lines of symmetry in the shapes below?



# VIEW & DISCUSS

---



**Untitled by Kendal Hanna**

## VISIT THE MUSEUM

---

**You can see Kendal Hanna's artwork at the National Art Gallery of The Bahamas. His work is a part of the tenth National Exhibition.**



## ART PROJECT

---

**Create an abstract painting that makes you think of joy or happiness. You will use lines, shapes and colors like Kendal Hanna to create a painting that shows symmetry or asymmetry. You can use geometric or organic shapes and up to five colors.**

# PROCEDURE

---

- 1. Using a pencil, divide your paper in half with a line. Work on one side at a time.**
- 2. If you want a background color, paint that first.**
- 3. Draw at least five shapes of different sizes on one side of your paper. Think about how you want to arrange your shapes. You can let some shapes overlap.**
- 4. Paint your shapes. You may want to use the same or totally different colors.**
- 5. When you are done on the first side, you can choose to create the same layout on the other side of your paper OR you can make it the opposite of the first side!**
- 6. Don't forget to experiment and make your project unique!**

# REFLECTION

---

- **What do you notice about each side of your work?**
- **Did you use geometric or organic shapes in your work?**
- **What did you enjoy about this project?**
- **What did you learn about Kendal Hanna's work?**
- **How do you feel about your final artwork?**

# CONNECT WITH US

---

**Please share your work with us! You can share by:**

- **Tagging us on Instagram @nagb242 or using the hashtag #NAGB**
- **Submitting your work at the link here for a chance to be featured**

*Please visit our website for more information on exhibitions, workshops, and other educational activities. Contact the education team at education@nagb.org.bs for any additional questions you may have about this teaching resource.*



# SOURCES

---

- National Gallery of Art
- Kendal Hanna - The D'Aguilar Art Foundation
- Art Concepts for Kids - UMass: Amherst
- *Happy Birthday to Me, Kendal Hanna: A Retrospective Catalog*
- Images courtesy of Blake Fox, Melissa Alcena, The Bahamian Project